

QUOTE GUIDE

info@exolux.com.au / (03) 8202 5166

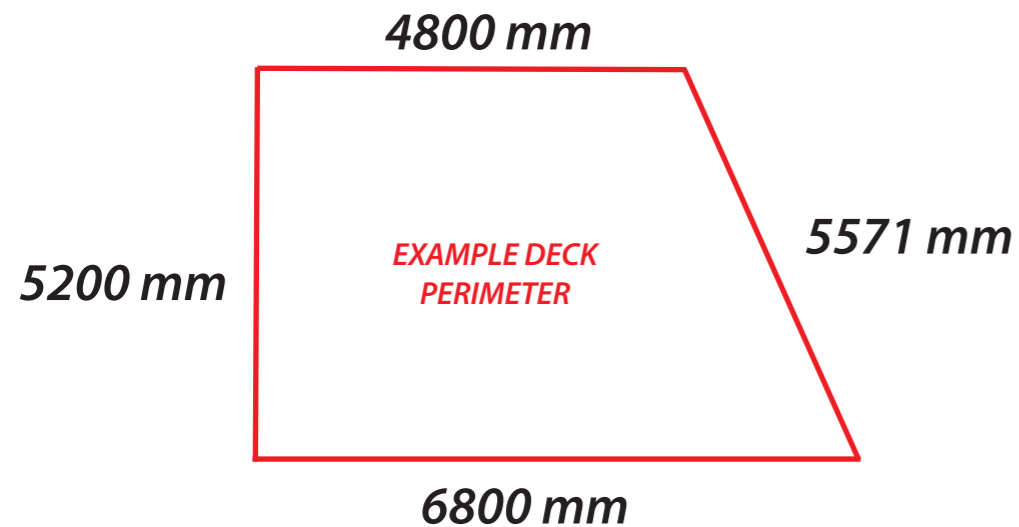
INFORMATION FOR DESIGN / QUOTE

1. Deck perimeter measurements
2. Deck board direction
3. Decking DETAIL - Standard or Picture Frame
4. (Estimate) Height from ground to top of decking
5. Are fascia board supports required?
6. Would you like a composite deck quote?

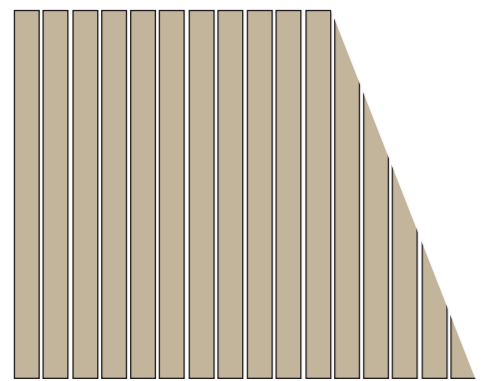
EMAIL / CALL OR TEXT US YOUR QUOTE REQUEST

info@exolux.com.au / (03) 8202 5166 / 0490 448 507


1. DECK PERIMETER MEASUREMENTS



2. DECKBOARD DIRECTION

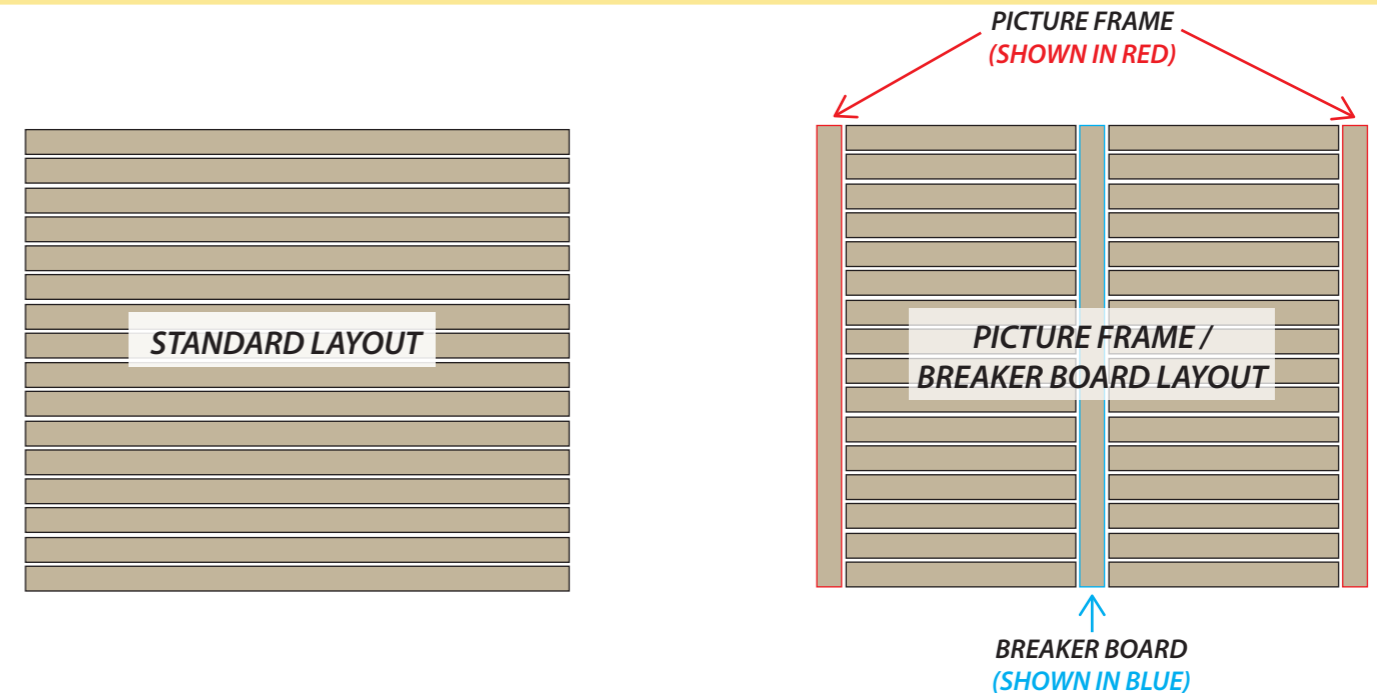


DECK BOARDS VERTICAL DIRECTION

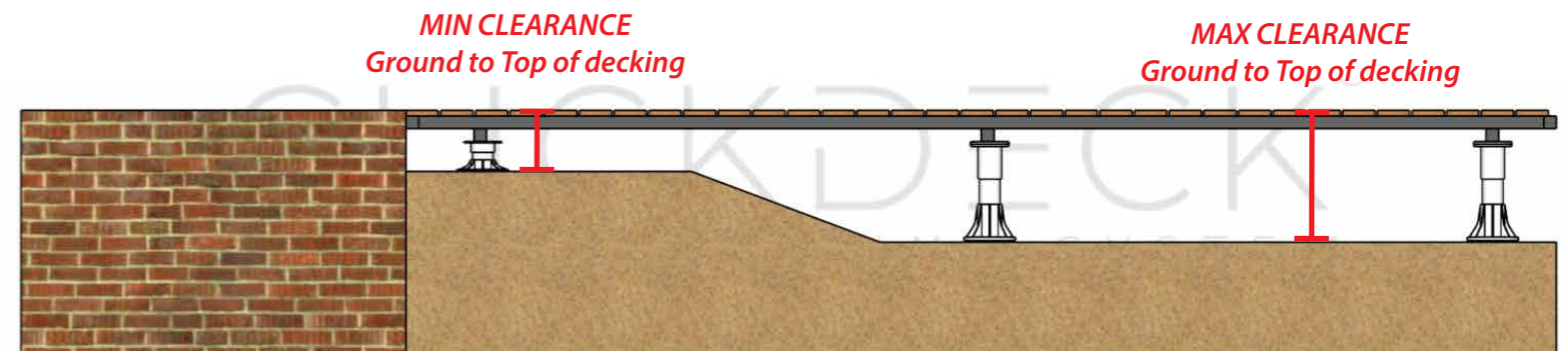


DECK BOARDS HORIZONTAL DIRECTION

3. DECKING DETAIL - STANDARD OR PICTURE FRAME LAYOUT



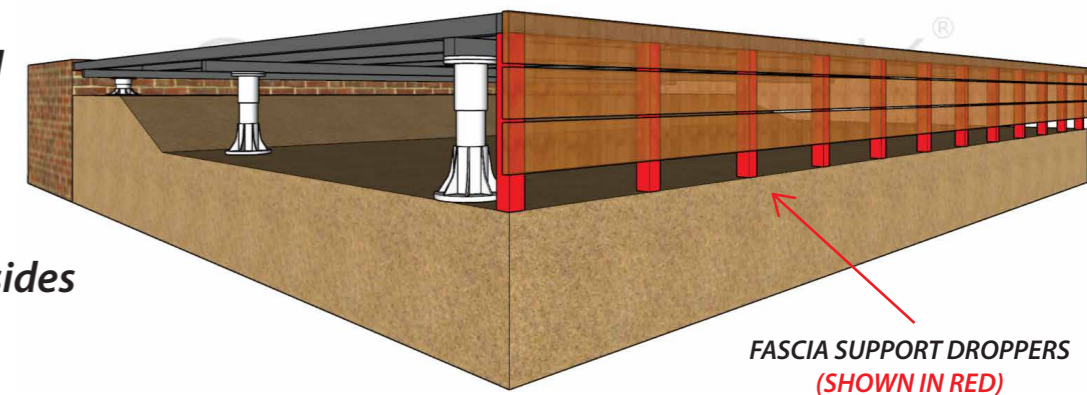
4. (Estimate) Min/Max - HEIGHT FROM GROUND TO TOP OF DECKING




5. ARE FASCIA BOARD SUPPORTS REQUIRED?

Fascia board supports are supplied when wanting to install fascia boards to conceal deck sides.









If required - Please indicate which sides you will need fascia supports.



PROJECT PICTURES



PEDESTAL SUPPORT RANGE


PEDESTAL HEIGHT RANGE (mm)	FX0 (10-25)	PP A (24-35)	PP B (33-47)	PP C (47-70)	PP D (65-110)	PP E (95-190)	PP E1 (185-325)	PP E2 (260-440)
								

SEE NEXT PAGE FOR DRAWING TEMPLATE



CLICKDECK DRAWING TEMPLATE

DRAW YOUR DECK BELOW:



1. PLEASE TICK THE SIDES THAT REQUIRE FASCIA BOARDS
PLEASE INCLUDE IF YOU REQUIRE A PICTURE FRAME OR BREAKER BOARD DESIGN

2. DECKBOARD DIRECTION : OR
HORIZONTAL VERTICAL

3. DECK HEIGHT :
MIN (mm) MAX (mm)

CONTACT DETAILS NAME:
NUMBER:
EMAIL:
ADDRESS:

**Please email or call us with this information to :
info@exolux.com.au / (03) 8202 5166**

IF YOU WOULD PREFER TO TEXT MESSAGE A PICTURE OF YOUR DRAWING

PICTURE MESSAGE US: 0490 448 507